




## LED 160W Linear 2' High Bay

Item # 802

L160HBL26DIM/50K

### 1 FIXTURE SPECIFICATION

1-1 Fixture Type	LED Linear High Bay
1-2 Dimmable (Y/N)	YES (0-10V)
1-3 Fixture Finish/Type	White Painted Steel Body
1-4 Fixture Wattage	160W
1-5 Rated Average Life (hours) L70	50,000
1-6 LED Type	SMD
1-7 Reliable Operating Temperature	-4F to 113F



Not all products are qualified on the DLC QPL. To view DLC qualified products, Please consult the DLC qualified products list at [www.designlights.org/qpl](http://www.designlights.org/qpl)

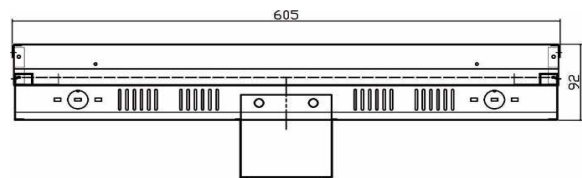
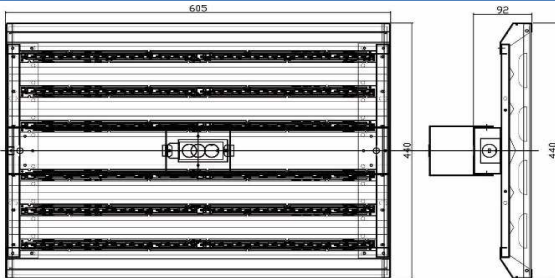
### 2 Photometric Characteristics

2-1 Initial Lumens	19000
2-2 Initial Lumens per Watt	119
2-3 Color Temperature	5000K
2-4 Color Rendering Index (CRI)	≥80

### 3 Electrical Characteristics

3-1 Input Line Voltage/Frequency	120V - 277V, 60 Hz	3-4 Power Factor	>0.9
3-2 Lamp rated Wattage	160W	3-5 Dimming Type	(0-10V)-10-100%
3-3 Total Harmonic Distortion	<20%		

### 4 Dimensional Characteristics



L X B X H (mm)

605 x 449 x 92

### 5 Product Information

5-1 Primary Application	Industrial/Ware House/Manufacturing Facility
5-2 Limited Warranty	5 Years from date of purchase
5-3 Certified	UL/DLC/LM79
5-4 RoHS Compliant	Yes
5-5 Environment	Suitable for Damp Location / Indoor Use

### 6 Packing Details

6-1 Box size (mm)	630 x 449 x 98	6-3 Net Weight (Kg)	5.7
6-2 Qty / Box	1 pcs	6-4 Gross Weight (Kg)	6.77

01/2017© Overdrive

For more information visit [www.overdrive-lighting.com](http://www.overdrive-lighting.com)

Note: This data sheet is not controlled copy & is subject to change without notice. Standard Tolerances apply on data given above.