




No.	Dimmer Maker	IMAGE	Dimmer Type			
		Overdrive Item #		637	633/634	631/632
		Overdrive Model #		L6HPAR20DIM/F L/30K	L16HPAR38DIM/ FL/30K/50K	L10HPAR30DIM/FL/30K/ L10HPAR30INDIM/FL/30
1-1	LEVITON	R62-6683-IW	forward phase(leading edge)	√	√	√
1-2		C20-6681-IW	forward phase(leading edge)	√	√	√
1-3		R01-RPI06-1LI	forward phase(leading edge)	√	√	√
1-4		6674-10W	forward phase(leading edge)	√	√	√
1-5		R02-6615-POW	reverse phase(trailing edge)	x	√	√
1-6		R15-IPi06-1SE	forward phase(leading edge)	√	√	√
1-7		1PE04-1LZ	reverse phase(trailing edge)	x	√	√
1-8		R50-6602-IW	forward phase(leading edge)	√	√	√
1-9		6633	forward phase(leading edge)	√	√	√
1-10		IPL06	forward phase(leading edge)	√	√	√
2-1	LUTRON	TTCL-100H-WH	forward phase(leading edge)	√	√	√
2-2		D-600PH-DK	forward phase(leading edge)	√	√	√
2-3		DVLV-600P-WH	forward phase(leading edge)	√	√	√
2-4		NTLV-600-WH	forward phase(leading edge)	√	√	√
2-5		DVELV-300P-WH	reverse phase(trailing edge)	√	√	√
2-6		DV-603PG-WH	forward phase(leading edge)	√	√	√
2-7		NLV-600-WH	forward phase(leading edge)	√	√	√
2-8		CTCL-153PDH	forward phase(leading edge)	√	√	√
2-9		D-603PH	forward phase(leading edge)	√	√	√
2-10		TT-300NLN-WH	forward phase(leading edge)	√	√	√
2-11		MRF2-3PD-1-1WH(Digital)	forward phase(leading edge)	√	√	√
2-12		MA-600-WH(Digital)	forward phase(leading edge)	√	√	√
2-13		MAW-600(Digital)	forward phase(leading edge)	√	√	√
2-14		MRF2-6ND-120-WH(Digital)	forward phase(leading edge)	√	√	√
2-15		RRD-10ND-WH(Digital)	forward phase(leading edge)	√	√	√
2-16		VTELV-600M-B-WH(Digital)	forward phase(leading edge)	√	√	√
2-17		MAELV-600-WH(Digital)	reverse phase(trailing edge)	√	√	√
2-18		MRF2-6ELV-120-WH(Digital)	reverse phase(trailing edge)	√	√	√
2-19		AYCL-153P-WH	reverse phase(trailing edge)	√	√	√
2-20		AYLV-600P-WH	forward phase(leading edge)	√	√	√
2-21		TG-603PGH-WH	forward phase(leading edge)	√	√	√
2-22		S-600PR-WH	forward phase(leading edge)	√	√	√
2-23		CTCL-153P-WH	forward phase(leading edge)	√	√	√
2-24		MACL-153M-WH (Digital)	forward phase(leading edge)	√	√	√
2-25		DVCL-153P-WH	forward phase(leading edge)	√	√	√
2-26		SCL-153PH-WH-C	forward phase(leading edge)	√	√	√
2-27		LGCL-153PLH-WH-C	forward phase(leading edge)	√	√	√
2-28		TGCL-153PH-WH-C	forward phase(leading edge)	√	√	√
3-1	LEGRAND	DRD4-B(Digital)	forward phase(leading edge)	√	√	√
4-1	PASS & SEYMOUR	CD703-PW	forward phase(leading edge)	x	√	√
4-2		CDLV703-P	forward phase(leading edge)	x	√	√
4-3		D703-PTC	forward phase(leading edge)	x	√	√
4-4		DLV703-P	forward phase(leading edge)	x	√	√